



ARIXTM

FLOOR SAW BLADES


X-TRA
LIFE
X-TRA
SPEED

ARIX X Floor Saw Blades



Silver FX20

Our softest segment. The ARIX FX20 Floorsaw blades are for 3 phase & low power Saws up to 20 horse power



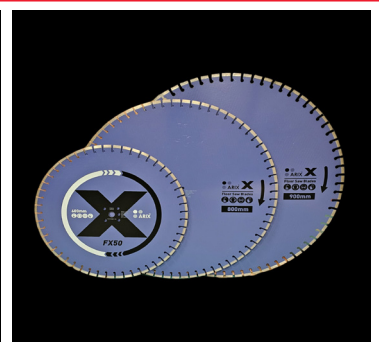
Light Orange FX30

The ARIX FX30 is for saws with low horse power where the concrete is more abrasive




Yellow FX40

The ARIX FX40 Floorsaw blades are for Saws up to 40 horse power



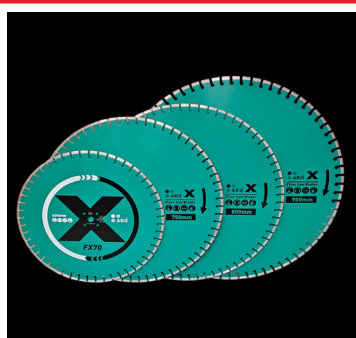
Purple FX50

The ARIX FX50 is for saws between 35 and 55 horse power where the concrete is more abrasive



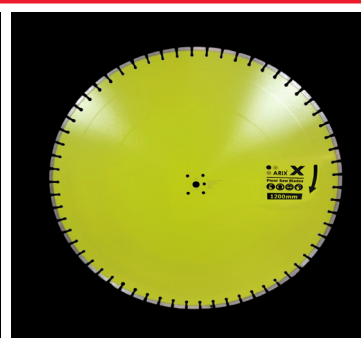
Blue FX60

The ARIX FX60 Floorsaw blades are for Saws up to 65 horse power



Dark Green FX70

The ARIX FX 70 Floorsaw blades are for Saws with 65-80 horse power



Light Green FX90

Our Hardest Segment. The ARIX FX90 are for Saws with 80 horse power plus.



ARIX™ X

FLOOR SAW BLADES

X-TRA LIFE

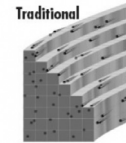

X-TRA SPEED

ARIX X Floor Saw Blades



Introducing the latest innovation in Diamond Cutting Technology - ARIX X

ARIX gives Faster Cutting Speed and Longer Blade Life with precise diamond arrangement throughout each segment for unparalleled performance. You've got to see it to believe it!



Taking the world standard in Auto Array technology, ARIX and enhancing it with newly engineered bonds and diamond quality which combine to produce value beyond imagination.

**15%
FASTER**

**20%
MORE LIFE**


SIZE	Seg Width	RRP	FX20	RRP	FX30	RRP	FX40	RRP	FX50	RRP	FX60	RRP	FX70	RRP	FX90
600mm	4mm	£409.46	£286.62	£435.75	£305.03	£456.41	£319.49	£483.46	£338.42	£447.02	£312.91	£469.56	£328.69	£484.59	£339.21
	4.4mm	£439.51	£307.66	£463.93	£324.75	£492.10	£344.47	£486.46	£340.52	£503.37	£352.36	£516.52	£361.56	£533.42	£373.39
	4.8mm	£471.44	£330.01	£504.31	£353.02	£531.17	£371.82	£538.68	£377.08	£565.73	£396.01	£567.23	£397.06		
750mm	4mm	£657.38	£460.17	£664.90	£465.43	£683.68	£478.58	£789.24	£552.47	£747.54	£523.28	£753.17	£527.22	£817.03	£571.92
	4.4mm	£698.71	£489.10	£706.22	£494.35	£725.00	£507.50	£833.94	£583.76	£786.98	£550.89	£788.86	£552.20	£863.99	£604.79
800mm	4.4mm	£796.37	£557.46	£803.89	£562.72	£815.16	£570.61	£879.02	£615.31	£850.84	£595.59	£863.99	£604.79	£957.90	£670.53
900mm	4.4mm	£880.89	£616.62	£880.89	£616.62	£892.16	£624.51	£989.83	£692.88	£967.29	£677.10	£972.93	£681.05	£1,055.57	£738.90
1M	4.4mm	£999.22	£699.45	£1,004.86	£703.40	£1,049.94	£734.96	£1,123.19	£786.23	£1,111.92	£778.34	£1,141.97	£799.38	£1,209.59	£846.71
1.2M	4.4mm	£1,421.83	£995.28	£1,352.33	£946.63	£1,333.55	£933.49	£1,450.00	£1,015.00	£1,547.67	£1,083.37	£1,547.67	£1,083.37	£1,662.24	£1,163.57

Prices shown are with a 30% blade discount



ARIX Technology

The Original Auto Array Technology

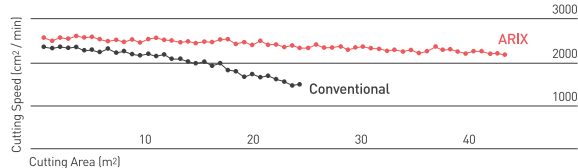


The basic Theory of ARIX Technology


It is almost impossible to find the perfect solution for diamond tools that is best for every case, situation and material. There are just too many variables; some jobs need speed, some need life, we do though offer the best balance out there in all our blades. However, what if it is possible is to find a way to realise perfect solutions for each case.

Arix techonlogy is to place the diamond grits precisely in three dimensional patterns and to deliver the best performance to you in all cases, then offering various bond strengths to suit the power of the machine been used.

Performance



Tool Life



The above diagram show how the individual diamond grits can be controlled 'L0' being wide and 'L1' showing them in a narrow alignment.

G1 Arix Floor Saw Blades

The G1 Arix Original "Premium Diamond Blade", the first using auto array technology. Despite continuous innovation since it both remains one of our most popular blades and more importantly STILL one of the best available in the world for cutting concrete and reinforced concrete quickly and efficiently.

With 5 different bonds and diameters from 600mm to 1.5m available in stock you know there will always be the right floor saw for the job.

From saw blades for low power 3 phase electric saws right up to the largest diesel machines, we can match the material being cut to the correct machine giving you the most cost-effective method to complete the job.

All available with a 25.4mm bore and FX20 & FX40 with a 25.4mm or 60mm bore.



FLOOR & WALL SAW BLADES

